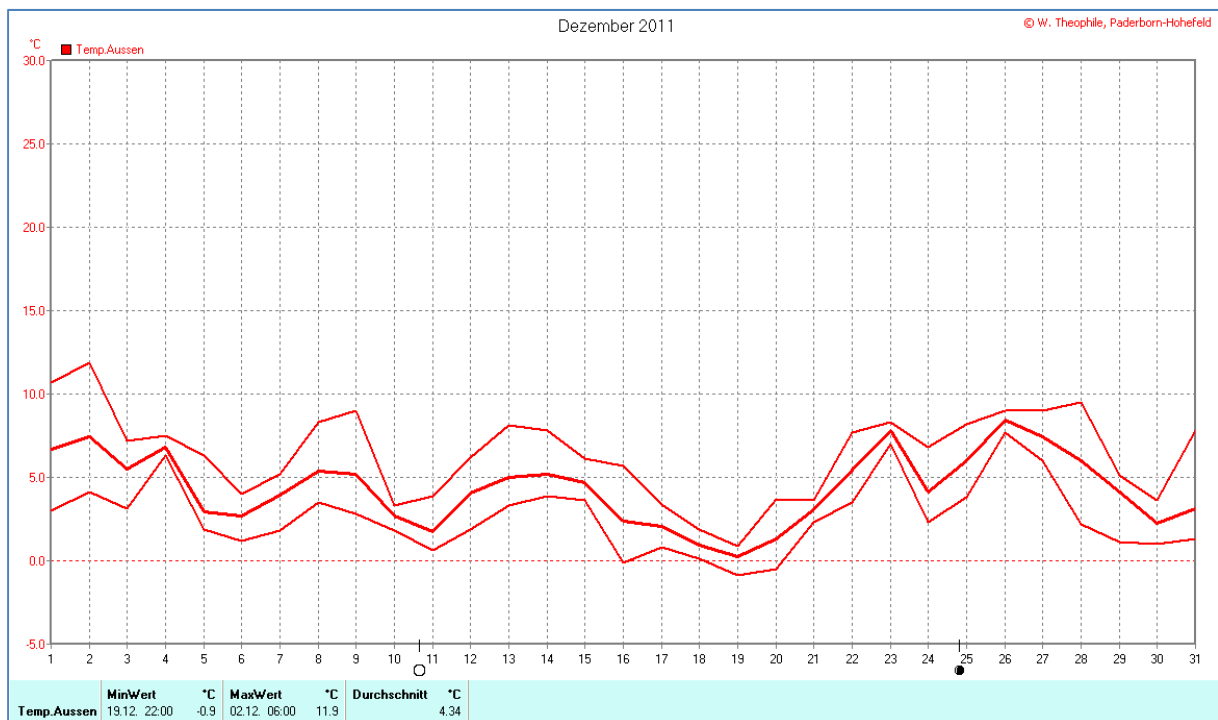
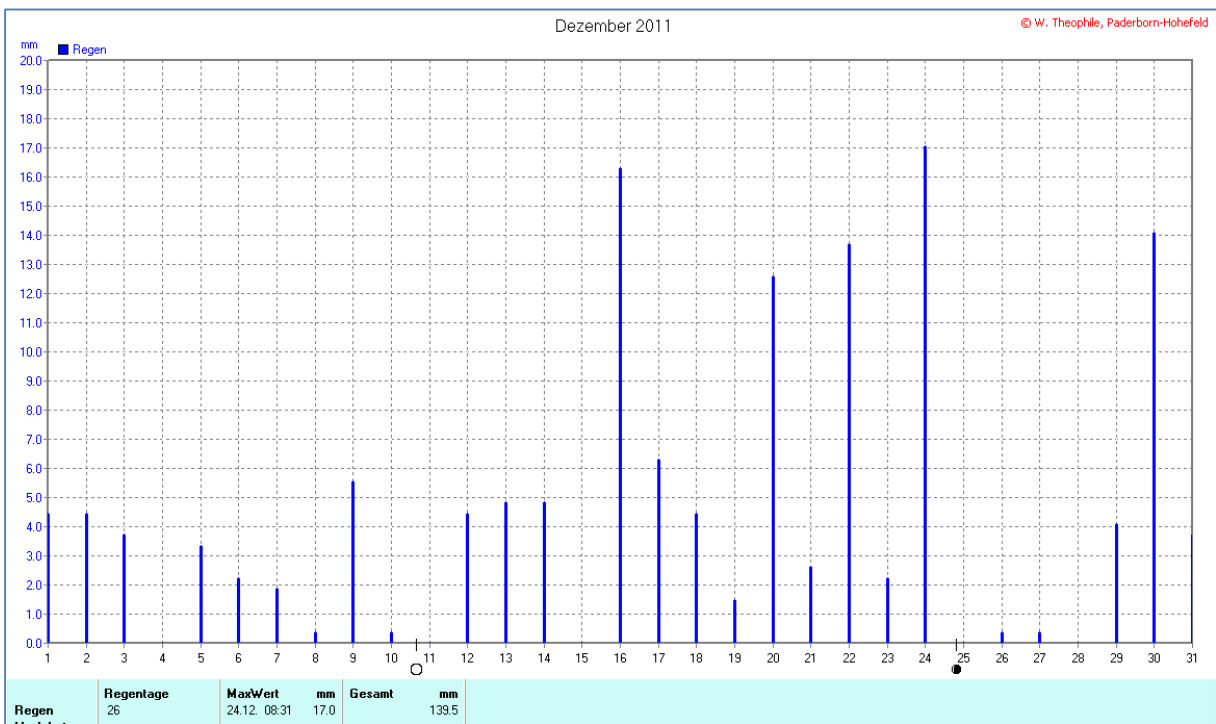
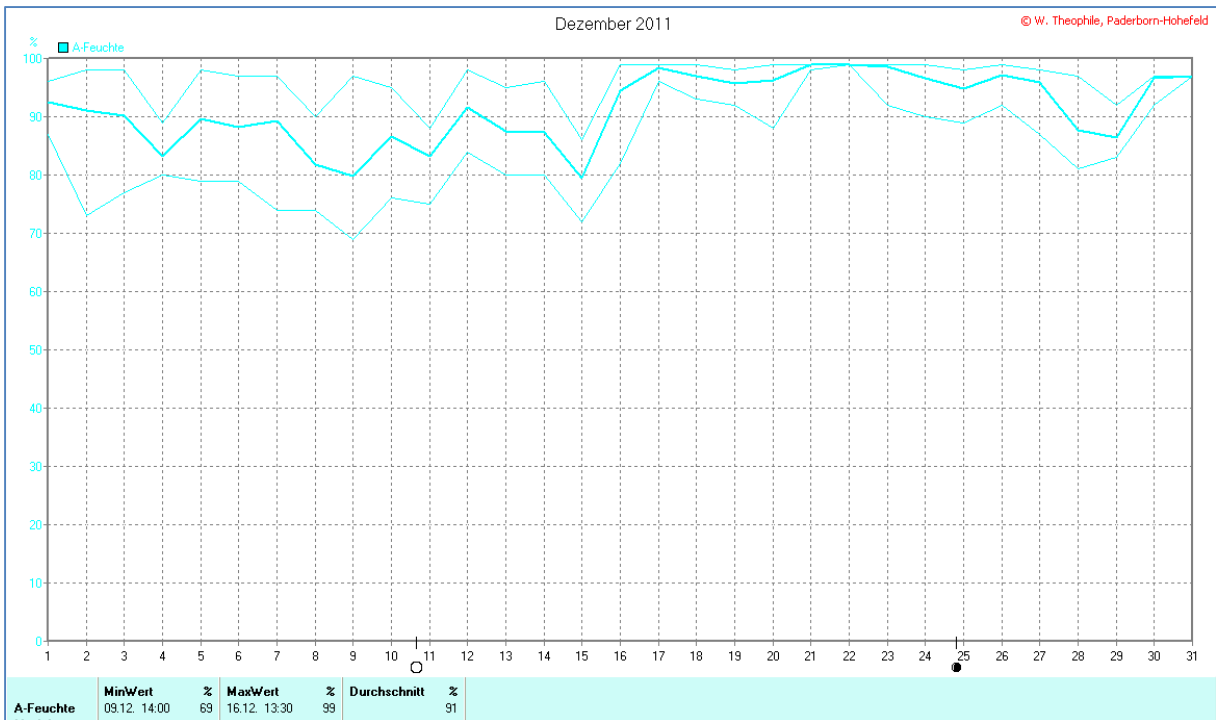
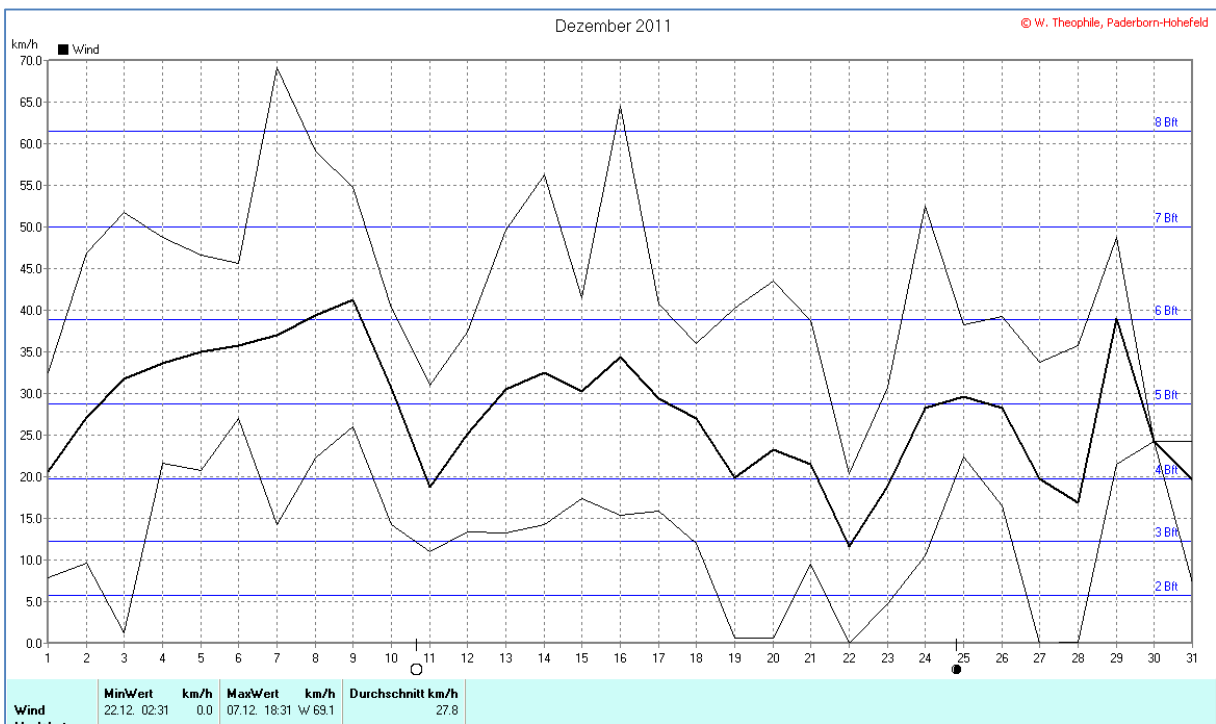
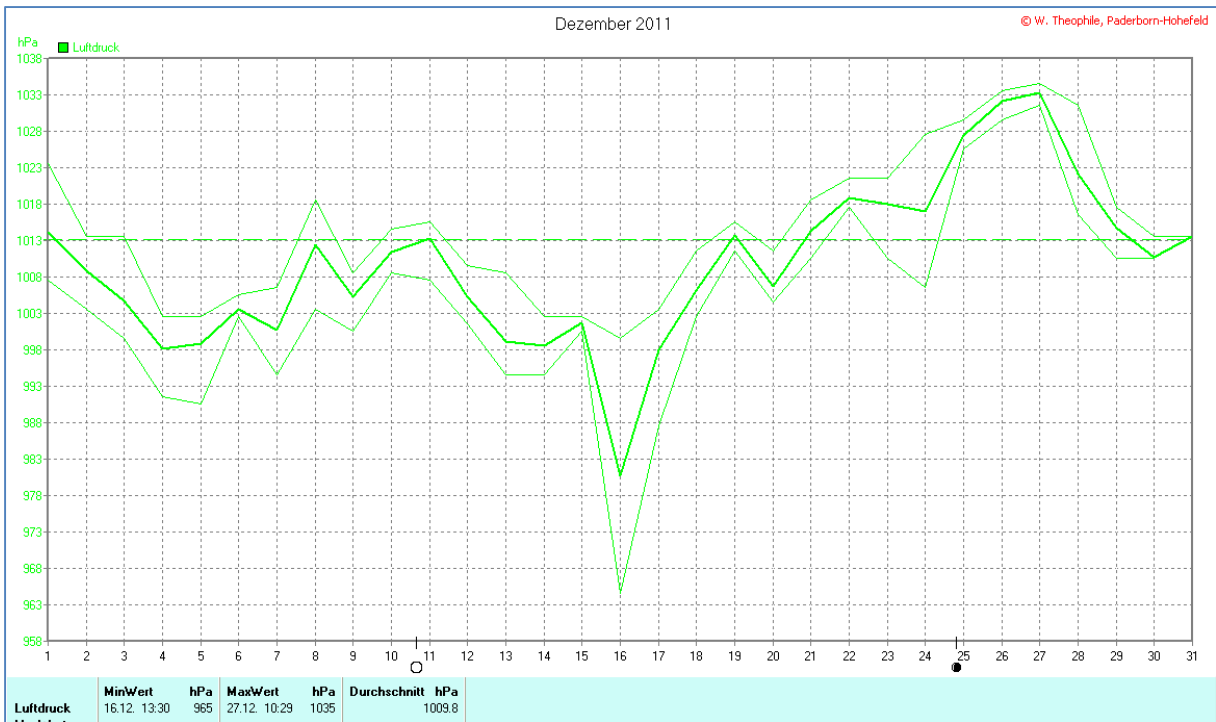


Wettertabelle und Grafiken Dezember 2011 Station PB-Hohfeld (Dahl)

| Wetterdaten Dezember 2011 Station PB-Hohfeld (Dahl) | | | | | | | |
|---|---------|-------|------------|---------------------|-------|------------|---------------------|
| © W. Theophile, Paderborn-Hohfeld | | | | | | | |
| Meßgröße | Minimum | Zeit | Datum | Maximum | Zeit | Datum | Durchschnitt |
| Lufttemperatur | -0,9 °C | 22:00 | 19.12.2011 | 11,9 °C | 06:00 | 02.12.2011 | 4,3 °C |
| Bodentemperatur | -7,2 °C | 21:31 | 23.12.2011 | 9,1 °C | 06:30 | 02.12.2011 | 5,3 °C |
| Luftfeuchte | 69% | 14:00 | 09.12.2011 | 99% | 13:30 | 16.12.2011 | 91% |
| Luftdruck | 965 hPa | 13:30 | 16.12.2011 | 1035 hPa | 10:29 | 27.12.2011 | 1010 hPa |
| Wind km/h | | | | 69,1 km/h | 18:31 | 07.12.2011 | 27,8 km/h |
| Wind ° | | | | W | 18:31 | 07.12.2011 | W |
| Regenmenge | | | | 17,0 mm | 08:31 | 24.12.2011 | #139,490 mm |
| Helligkeit | | | | 34,5 klux | 13:00 | 28.12.2011 | 5,13 klux |
| Solarstrahlung | | | | 75 W/m ² | 13:00 | 28.12.2011 | 12 W/m ² |
| Sonne h | | | | 1,50 h | 13:30 | 28.12.2011 | #1:30 h |

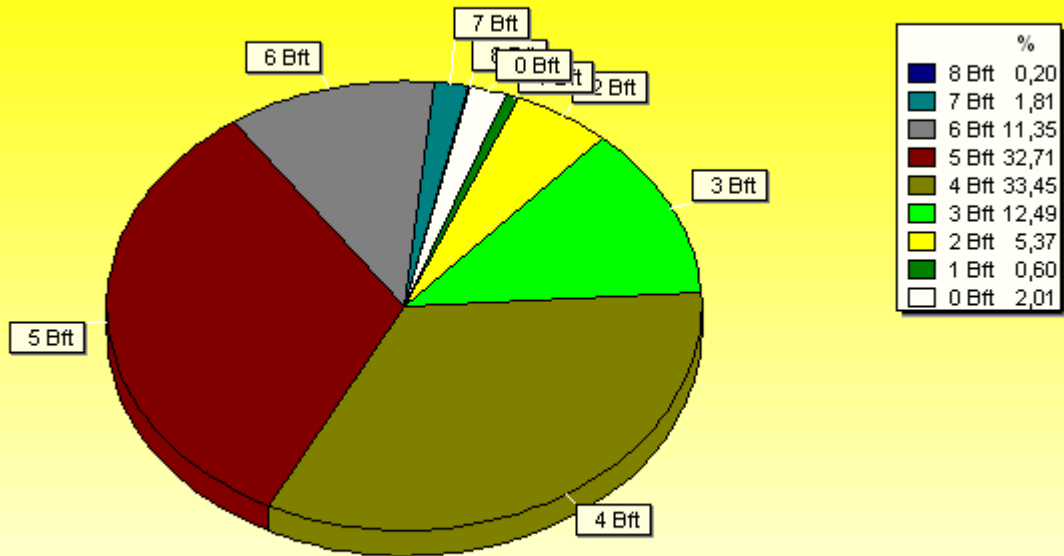






Verteilung Windstärke Dezember 2011

Paderborn-Hohefeld

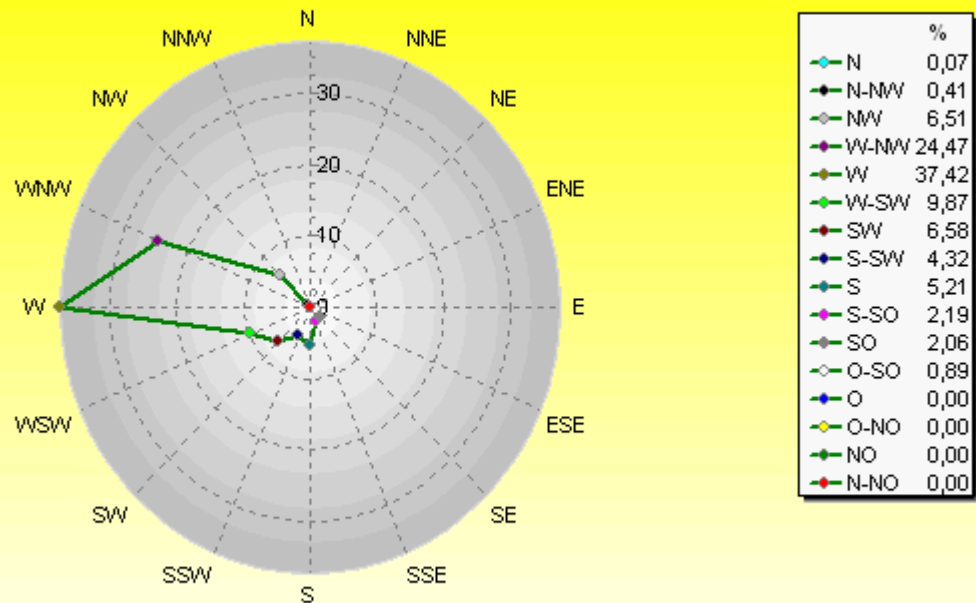


1489 Werte - Ø 27,8km/h - Max. 69,1km/h

© WzWin32

Verteilung Windrichtung Dezember 2011

Paderborn-Hohefeld



1459 / 30 Werte -> 2.0% Windstille - Ø 27,8km/h - Max. 69,1km/h

© WzWin32

